

Weekly Economic Update for 1/15/2024

THE WEEK ON WALL STREET

Stocks pushed higher last week, led by big tech names and boosted by December inflation reports that were mixed but positive enough to shore up investor confidence in Fed rate cuts this year.

Stocks Rock and Roll

It was a rocky week that ended on a high note. Stocks rallied Monday after the prior week's decline. Tech shares led, with the Nasdaq posting its best day since November 14.

On Tuesday, stocks initially tumbled but recovered most of their losses late in the session. Stocks rallied on Wednesday ahead of inflation news the following two trading days. Stocks fell initially on Thursday in response to a hotter-than-expected inflation report, reflecting investor concerns about the certainty, timing, and extent of Fed rate cuts later this year.

On Friday, the start of earnings season brought mixed results from a handful of major banks. By close, stocks had recovered most of their losses, ending the week with solid gains. 1.2.3.4.5



YCHARTS

Name	ROC 5	1M TR	YTD TR	1Y TR
Dow Jones Industrial Average	0.34%	2.84%	-0.21%	12.35%
MSCI EAFE	0.87%	3.95%	-0.39%	11.57%
Nasdaq Composite	3.09%	3.08%	-0.24%	37.24%
S&P 500	1.84%	3.15%	0.34%	22.08%



Indicator Name	Latest Value	1M Ago	1M Change
Date		3M Ago	3M Change
		1Y Ago	1Y Change
10 Year Treasury Rate	3.96%	4.20%	-5.71% ▼
01/12/24		4.70%	-15.74% ▼
		3.43%	15.45% ▲

Source: YCharts.com, January 13, 2024. Weekly performance is measured from Monday, January 8, to Friday, January 12. ROC 5 = the rate of change in the index for the previous 5 trading days. TR = total return for the index, which includes any dividends as well as any other cash distributions during the period. Treasury note yield is expressed in basis points.

A Tale of Two Inflation Reports

The biggest economic news last week was fresh inflation data. The Consumer Price Index (CPI) rose 0.3 percent in December over the prior month and 3.4 percent compared with a year prior. That number was higher than the 3.2 percent increase economists expected and a few ticks elevated from the 3.1 percent figure in November.^{6,7}

Core CPI for December, which excludes volatile food and energy components, rose 3.9%, a slight decrease from November's 4.0% gain.

On Friday, the Producer Price Index (PPI), which measures inflation by domestic producers, showed a drop of 0.1% for December, possibly suggesting that the CPI's uptick may have been an anomaly.^{6,7,8}

This Week: Key Economic Data

Tuesday: Empire State Manufacturing Index.

Wednesday: Retail Sales, Industrial Production.

Thursday: Jobless Claims, Housing Starts, Petroleum Status Report.

Friday: Existing Home Sales.

Source: Investor's Business Daily, Econoday economic calendar; January 10, 2024
The Econoday economic calendar lists upcoming U.S. economic data releases (including key economic indicators), Federal Reserve policy meetings, and speaking engagements of Federal Reserve officials. The content is developed from sources believed to be providing accurate information. The forecasts or forward-looking statements are based on assumptions and may not materialize. The forecasts also are subject to revision.

This Week: Companies Reporting Earnings

Tuesday: Morgan Stanley (MS), The Goldman Sachs Group, Inc. (GS), Interactive Brokers Group, Inc. (IBKR)

Wednesday: The Charles Schwab Corporation (SCHW), U.S. Bancorp (USB), Alcoa (AA)

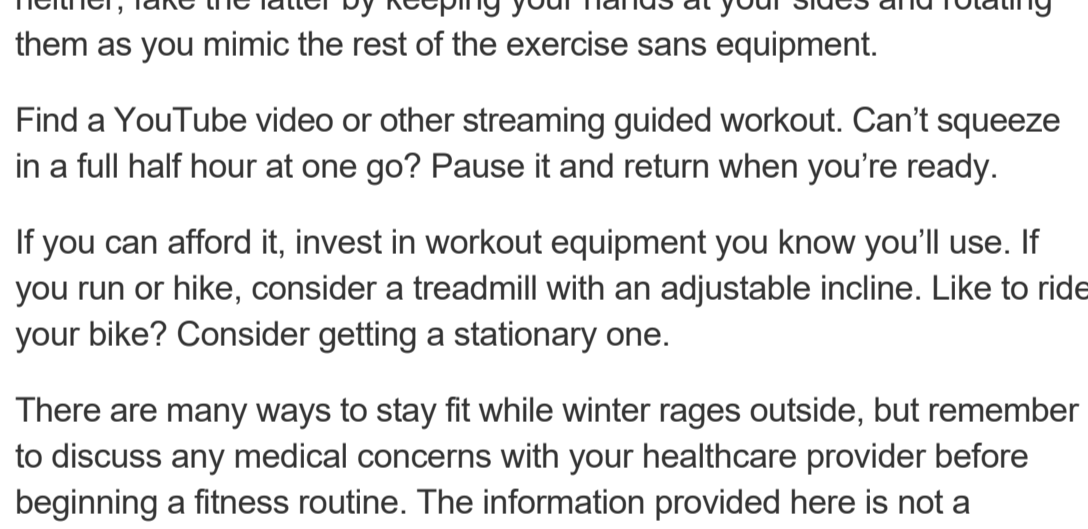
Thursday: M&T Bank Corporation (MTB), Northern Trust Corporation (NTRS)

Friday: Schlumberger Limited (SLB), The Travelers Companies, Inc. (TRV), State Street Corporation (STT)

Source: Zacks, January 10, 2024
Companies mentioned are for informational purposes only. It should not be considered a solicitation for the purchase or sale of the securities. Investing involves risks, and investment decisions should be based on your own goals, time horizon, and tolerance for risk. The return and principal value of investments will fluctuate as market conditions change. When sold, investments may be worth more or less than their original cost. Companies may reschedule when they report earnings without notice.



"Never mistake a clear view for a short distance."
- Paul Saffo



Know and Understand Your Correct Filing Status

Taxpayers must know their correct filing status and be familiar with each choice. When preparing and filing a tax return, the filing status affects:

- whether taxpayers are required to file a federal tax return
- whether they should file a return to receive a refund
- their standard deduction amount
- whether they can claim certain credits
- the amount of tax they pay

Here are the five filing statuses:

Single: Normally, this status is for taxpayers who are unmarried, divorced, or legally separated under a divorce or separate maintenance decree governed by state law.

Married filing jointly: Taxpayers who are married can file a joint tax return with their spouse. When a spouse passes away, the widowed spouse can usually file a joint return for that year.

Married filing separately: Married couples can choose to file separate tax returns when doing so results in a smaller tax burden than filing a joint tax return.

Head of household: Unmarried taxpayers may be able to file under this status, but special rules apply. For example, they must have paid more than half the cost of maintaining a home for themselves and a qualifying person living in the home for half the year.

Qualifying widow(er) with dependent child: This status may apply to taxpayers whose spouse died during one of the previous two years and who have a dependent child. Other conditions also apply.

"This information is not intended to substitute for specific individualized tax advice. We suggest you discuss your specific tax issues with a qualified tax professional."

Tip adapted from IRS.gov⁹



Keeping Your Heart Rate Up (When Temperatures Are Down)

Colder weather can sap our motivation to leave the warmth of home unless we must, but you don't need to stop working out in winter. Here are a few ways to feel the burn indoors while Mother Nature keeps it cool outside.

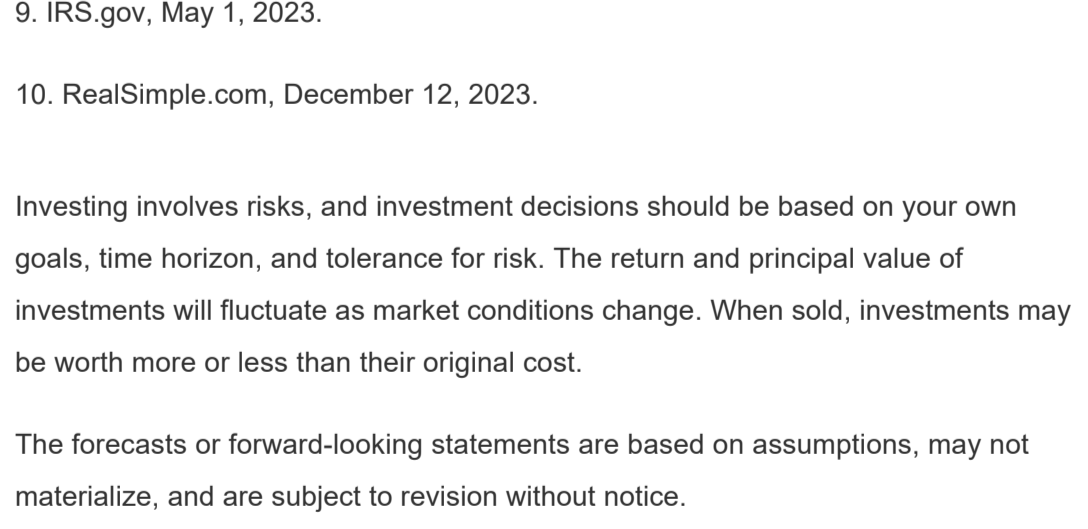
Hop to it with a rebounder (a mini-trampoline) or a jump rope. If you have neither, fake the latter by keeping your hands at your sides and rotating them as you mimic the rest of the exercise sans equipment.

Find a YouTube video or other streaming guided workout. Can't squeeze in a full half hour at one go? Pause it and return when you're ready.

If you can afford it, invest in workout equipment you know you'll use. If you run or hike, consider a treadmill with an adjustable incline. Like to ride your bike? Consider getting a stationary one.

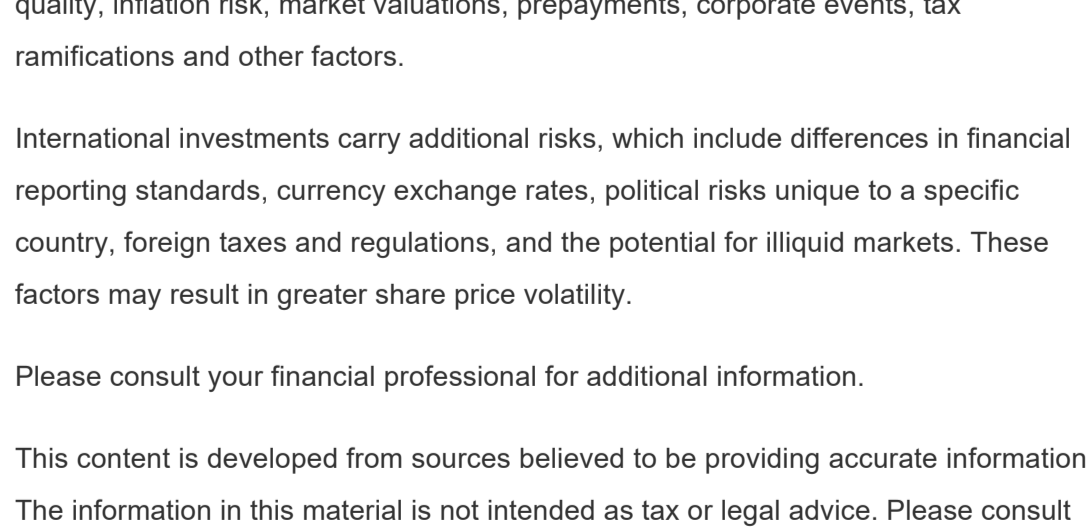
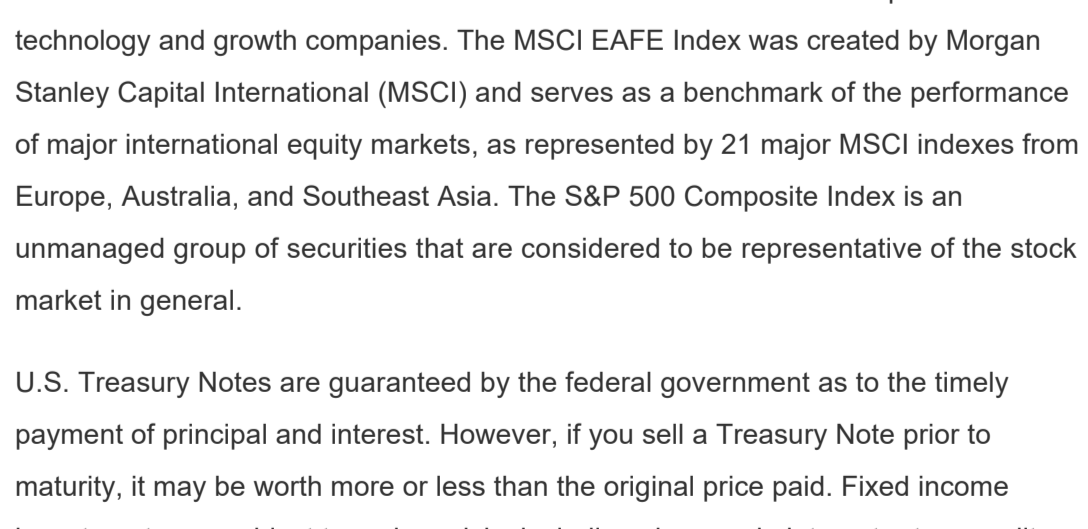
There are many ways to stay fit while winter rages outside, but remember to discuss any medical concerns with your healthcare provider before beginning a fitness routine. The information provided here is not a substitute for medical advice.

Tip adapted from Real Simple¹⁰



You can rearrange the letters in insatiable to make another ten-letter word that starts with the letter b. What is this ten-letter word?

Last week's riddle: It has avenues, rivers, and parks, but no grass, water, or asphalt. What is it? Answer: A map.



Hassan II Mosque in Casablanca, Morocco

Footnotes and Sources

1. CNBC.com, January 8, 2024.
2. CNBC.com, January 9, 2024.
3. CNBC.com, January 10, 2024.
4. The Wall Street Journal, January 11, 2024.
5. The Wall Street Journal, January 11, 2024.
6. The Wall Street Journal, January 11, 2024.
7. The Wall Street Journal, January 11, 2024.
8. The Wall Street Journal, January 11, 2024.
9. IRS.gov, May 1, 2023.
10. RealSimple.com, December 12, 2023.

Investing involves risks, and investment decisions should be based on your own goals, time horizon, and tolerance for risk. The return and principal value of investments will fluctuate as market conditions change. When sold, investments may be worth more or less than their original cost.

The forecasts or forward-looking statements are based on assumptions, may not materialize, and are subject to revision without notice.

The market indexes discussed are unmanaged, and generally, considered representative of their respective markets. Index performance is not indicative of the past performance of a particular investment. Indexes do not incur management fees, costs, and expenses. Individuals cannot directly invest in unmanaged indexes. Past performance does not guarantee future results.

The Dow Jones Industrial Average is an unmanaged index that is generally considered representative of large-capitalization companies on the U.S. stock market. Nasdaq Composite is an index of the common stocks and similar securities listed on the NASDAQ stock market and is considered a broad indicator of the performance of technology and growth companies. The MSCI EAFE Index was created by Morgan Stanley Capital International (MSCI) and serves as a benchmark of the performance of major international equity markets, as represented by 21 major MSCI indexes from Europe, Australia, and Southeast Asia. The S&P 500 Composite Index is an unmanaged group of securities that are considered to be representative of the stock market in general.

U.S. Treasury Notes are guaranteed by the federal government as to the timely payment of principal and interest. However, if you sell a Treasury Note prior to maturity, it may be worth more or less than the original price paid. Fixed income investments are subject to various risks including changes in interest rates, credit quality, inflation risk, market valuations, prepayments, corporate events, tax ramifications and other factors.

International investments carry additional risks, which include differences in financial reporting standards, currency exchange rates, political risks unique to a specific country, foreign taxes and regulations, and the potential for illiquid markets. These factors may result in greater share price volatility.

Please consult your financial professional for additional information.

This content is developed from sources believed to be providing accurate information. The information in this material is not intended as tax or legal advice. Please consult legal or tax professionals for specific information regarding your individual situation. This material was developed and produced by FMG Suite to provide information on a topic that may be of interest. FMG is not affiliated with the named representative, financial professional, Registered Investment Advisor, Broker-Dealer, nor state- or SEC-registered investment advisory firm. The opinions expressed and material provided are for general information, and they should not be considered a solicitation for the purchase or sale of any security.

Copyright 2024 FMG Suite.

Investment advisory services offered through DSA Financial Group, Inc., a registered investment adviser.

Email Review Notice: DSA Financial Group, Inc.'s outgoing and incoming e-mails are electronically archived and may be subject to review and/or disclosure by someone other than the recipient.


Trade Instructions: Do not send unsolicited trade instructions via e-mail. Unsolicited orders received via e-mail will not be honored, nor executed. We cannot ensure the security of information e-mailed over the Internet, so you should be careful when transmitting confidential information such as account numbers and security holdings.

Privacy Notice: This e-mail transmission is intended for the exclusive use of the individual or entity to whom it is addressed and may contain information that is covered by the Electronic Communications Privacy Act (18 USC Sections 2510-2511). If you are not the intended recipient (or an employee or agent responsible for delivering this e-mail to the intended recipient), you are hereby notified that any copying, disclosure or distribution of this information is strictly prohibited. If you have received this e-mail in error, please notify me by return e-mail immediately, delete the e-mail and all attachments, and destroy all hard copies of same.

This informational email is an advertisement and you may opt out of receiving future emails. To opt out, please click the "Unsubscribe" link below.

This message was sent by
DSA Financial Group, Inc.
281-823-5170
8310 South Valley Highway
Suite 300
Englewood, CO 80112

Unsubscribe



Raymond Dahlman
r.dahlman@dsafinancialgroup.com
281-823-5170
DSA Financial Group, Inc.
President
<http://www.dsafinancialgroup.com>

